

panelform<sup>tm</sup>

durostyle THERMOFORMED  
DOORS & PANELS





Panelform Durostyle combines the hardwearing qualities of a laminate with almost boundless opportunities for individual expression.

Five different categories and price levels reflect the complexity of the design and preparation, while keeping them accessible.

Not only that, but Durostyle products are available in a fabulous range of fashion colours, to suit all interior decors.

## Bronze Series

18mm thick

Lyell



Millburn



Rosedale



Foxhill



Rockville



## Silver Series

18mm thick

Waverley



Wakefield



Stirling



Tyburn



Richmond



## Gold Series

18mm thick

Langsdale



Kirk



Ellergill



Epsom 35



Ravenstone



## Doors

Durostyle doors are created using a thermal laminate which is bonded under heat and vacuum pressure onto pre-moulded moisture-resistant MDF substrate. This provides the opportunity for many different designs to suit individual tastes and still have the hard wearing and scratch-resistant surface of a laminate. They are divided into 5 categories with 5 different price levels depending on the complexity of design and preparation time of the substrate.

Durostyle doors are either 18mm or 21mm thick and available in three different surface finishes. All surfaces are non-porous and easy to clean. Durostyle doors and panels are made from the highest quality materials and are proudly made in New Zealand.



## Platinum Series

18mm thick

Croydon



Halifax



Epsom 10



Kendal



Kendal Arch




Bainbridge



**Platinum Series**  
18mm thick

**Tudor**




**York**




**Derwent**




**Ashton**




**Sutton**



**Penrith**



**Preston**



**Carlisle**



**Diamond Series**  
21mm thick


**Burnley**



**Whitley**



**Torbay**



Durostyle: Diamond Series **Burnley** in Sketch Silk Matt



### Pantry Doors


Frame-style pantry doors, especially those with recessed centre panels require a centre rail both for authenticity in design and for stability. Alternatively doors can be split in height creating the same effect.

### Drawer Fronts

Drawer sets are available in a number of different options as shown here depending on the style of door selected and the effect that one is wishing to create.



A Drawer Bank



B Individual Fronts



C Individual Fronts with Split Centre Rails

### Glass Frames

Frame only doors have a rebate for a glass pane.



### Lattice Glass Frames

Lattice frame doors can have 4, 6, 8 or 10 lites using a single piece of glass.



## Bar/Back Panels



Island back panels or breakfast bar panels can be made with multiple profiles on a single panel. Often they will incorporate an extended bottom rail instead of having a kickboard.

## Corner Posts




Made in a similar way to a boxed end, corner posts are a great way to give your kitchen island a traditional look.



## 180 return panels

180 return panels allow the thermofoil to be wrapped seamlessly around an edge and onto the back of the panel. These are used where part of the back face of the panel is seen. 180 return panels are available with either a 1mm radius or 3mm radius on the front edges.




## Cornice

Cornice mouldings can be a great way to finish wall and tall cabinets, with a range of modern and classic profiles.



## Boxed end panels

Create thicker end panels with boxed ends. Boxed ends are made from 18mm board but are commonly boxed up to 36mm, 50mm, 80mm and 100mm thick, on one or both ends. Boxed ends can be made with or without a profile on the face of the panel.



## Skirting

Skirting mouldings can be used to create a positive moulding detail instead of a traditional kick board.






## Colour

The swatches below represent our current colour selection at the time of printing. These colours may change periodically as market trends dictate. Please check availability with Panelform prior to ordering.

Please note the colours shown may vary slightly from actual colours due to the printing process of this brochure, so always select a colour based on an actual sample swatch.



Many of the Durostyle colours can be matched with a colour from Panelform's melamine Touchtex range for end panels, toe kicks and open cabinets. Please visit [www.panelform.co.nz](http://www.panelform.co.nz) for the full Durostyle colour selection and a list of colour matches available.

Dark colours will show marks and fingerprints more than lighter colours. Dark colours will also require more care and maintenance than lighter colours. It is recommended to view a physical colour sample prior to colour selection.



## Care & Maintenance

Durostyle doors are made from a moisture resistant MDF, but as with any MDF product, are not waterproof. Care should be taken to ensure they are not exposed to high levels of heat, moisture, steam and humidity and that any accidental spills are wiped up immediately.

For cleaning, we recommend wiping Durostyle doors with a soft damp cloth and warm water, and then drying with a soft dry cloth. A small amount of soap or mild chemical spray may be used for stains that cannot be removed with water. Please refer to the manufacturer's recommendations before using chemical spray.

Do not:

- Use commercial cleaning products, abrasive materials, solvents, thinners or any other strong cleaners to clean Durostyle doors.
- Expose your Durostyle doors and panels to high levels of heat, moisture, steam or humidity.
- Use your kettle, toaster or other heat emitting appliances directly below Durostyle overhead doors.

**Doing any of these will void your 10 year warranty.**

## Installation

Some Durostyle doors and panels are manufactured with a protective film on the surface to prevent scratching. This film should not be removed until installation is complete.

## Heat Protection

Excessive heat from appliances can damage Durostyle doors. Panelform-supplied heat deflectors, Durostyle 180 return panels or Touchtex (Melamine) end panels must be placed on either side of ovens and dishwashers to protect adjacent doors and drawer fronts. For full installation guidelines, please visit [www.panelform.co.nz/Resources/Installation+Guidelines](http://www.panelform.co.nz/Resources/Installation+Guidelines)

## About Panelform

Panelform is a family-owned business dedicated to manufacturing the highest quality kitchen cabinet doors in New Zealand since 1994. Find out more about us and the products we produce at [www.panelform.co.nz](http://www.panelform.co.nz)

## 10 Year Guarantee

Panelform guarantees Durostyle doors and panels will stand the test of time. As manufacturers we have full confidence in our design and workmanship and will guarantee this in all our products for 10 years, subject to the following terms and conditions.

- This guarantee is subject to compliance by the consumer with all Panelform's terms regarding the installation, care and maintenance of the doors.
- Panelform will not be liable for any defects or faults resulting from acts or omissions of anyone other than Panelform or for any cause independent of human control occurring after the goods have left Panelform's control.
- Any claim shall not exceed the original purchase price of the doors or panels manufactured. Panelform will not meet any additional costs of reinstallation or refitting of doors or panels.
- Panelform must be advised in writing of any claim under the terms of this guarantee within 10 years of the date of manufacture of the products.
- The claim is made by the original purchaser of the products.

This guarantee is in addition to the guarantees as contained in the Consumer Guarantees Act 1993 and does not in any way limit the rights which may be available to the consumers under that Act.





# panelform<sup>tm</sup>

durostyle THERMOFORMED  
DOORS & PANELS

Durostyle: Platinum Series Kendal in Platinum White and Black

Phone: 03 982 1195  
Email: [info@panelform.co.nz](mailto:info@panelform.co.nz)  
49 Vickers Road, Christchurch  
[Panelform.co.nz](http://Panelform.co.nz)

